

folded cuff beanie

exterior - front

exterior - back

interior lining

custom stitching

PANEL: COLOR / SWATCH: MATERIAL: PANEL: COLOR / SWATCH: MATERIAL: PANEL: COLOR / SWATCH: MATERIAL: PANEL: COLOR / SWATCH:

A type pantone here 85% acrylic/15% wool C type pantone here 85% acrylic/15% wool E type pantone here 85% acrylic/15% wool AC to match panel

B type pantone here 85% acrylic/15% wool D type pantone here 85% acrylic/15% wool BD to match panel

main knit type

PANEL: COLOR / SWATCH: KNIT TYPE:

A type pantone here type here / rows per inch

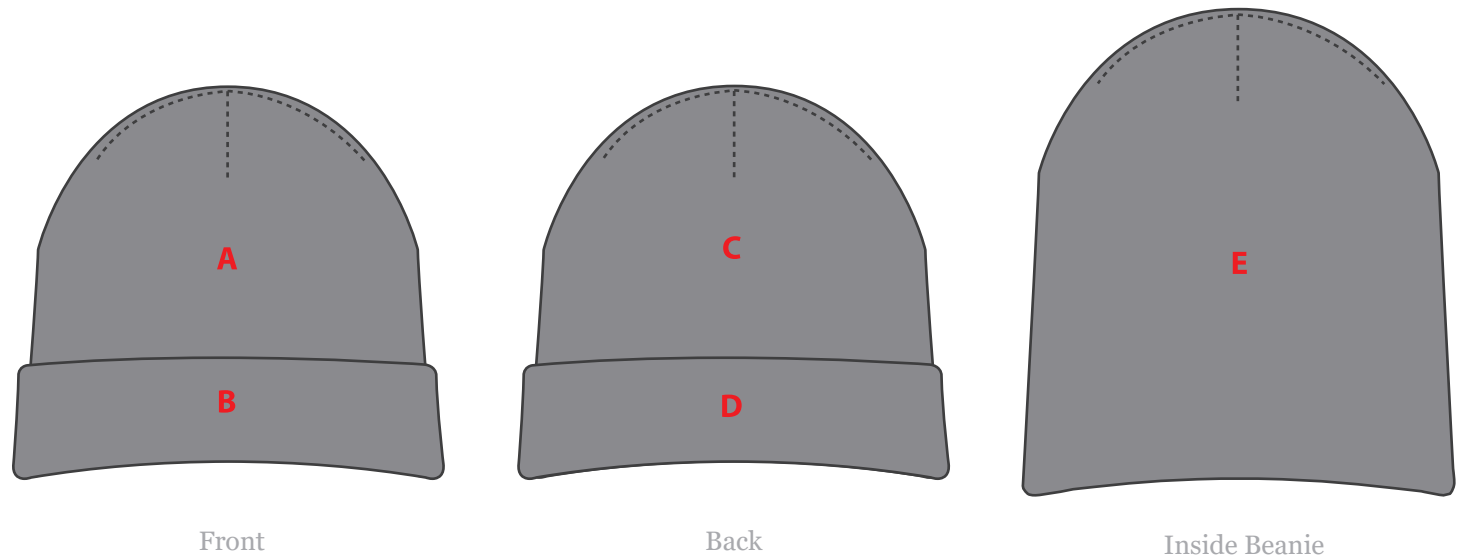
C type pantone here type here / rows per inch

cuff knit type

PANEL: COLOR / SWATCH: MATERIAL:

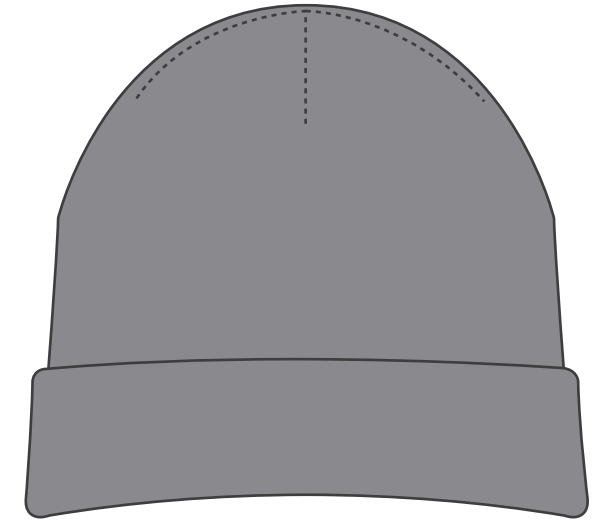
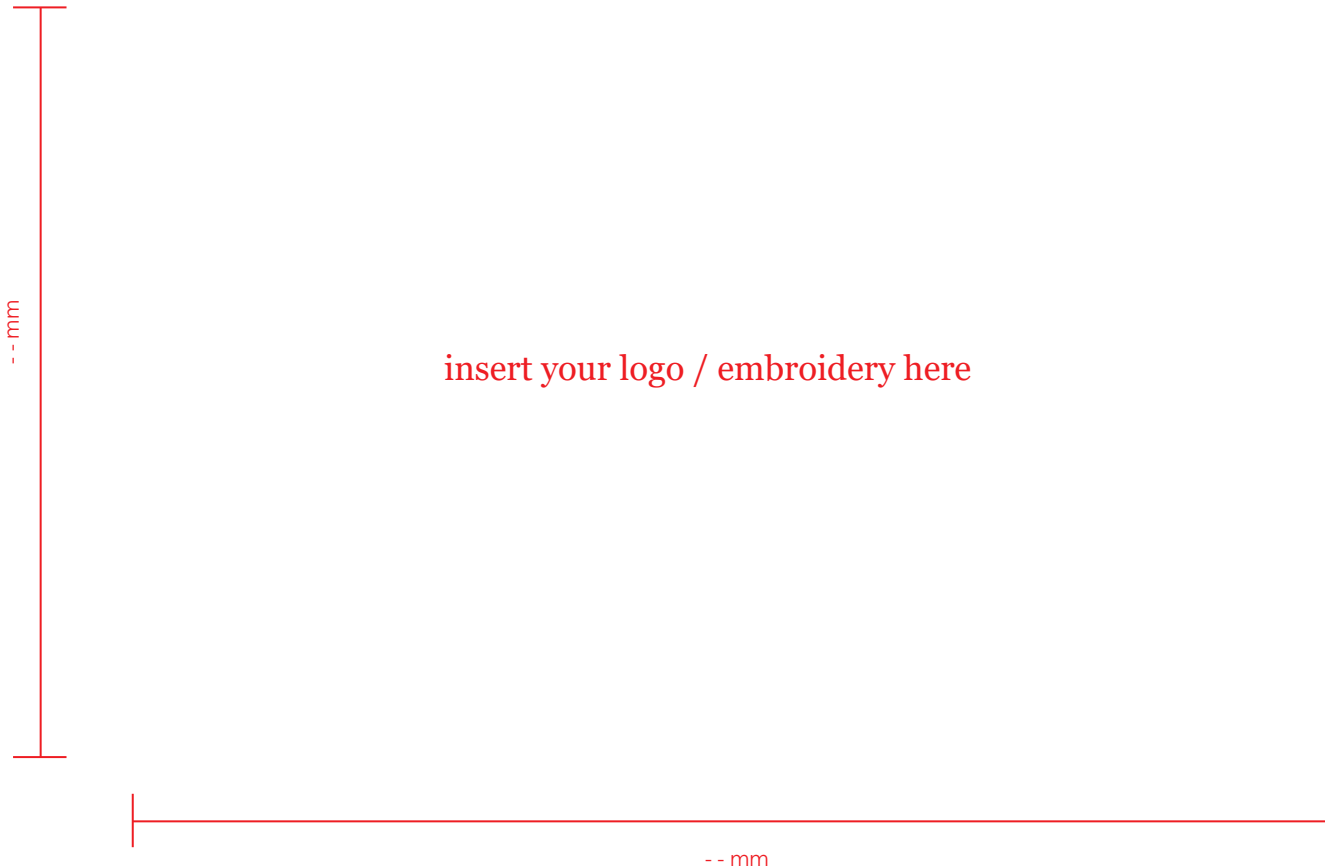
B type pantone here type here / rows per inch

D type pantone here type here / rows per inch



folded cuff beanie

ADDITIONAL ARTWORK FILES:



front - folded

embroidery

EMBROIDERY
TYPE: (3D / FLAT)

SPECIFY THREAD
COLORS:

- 3D type pantone here
- type pantone here
- type pantone here
- type pantone here

PLACEMENT:

folded cuff beanie

ADDITIONAL ARTWORK FILES:

interior labels

Care Label (Example)

